

COASTER



TOYOTA TANZANIA



5 YEARS
TOYOTA
WARRANTY
or 150,000kms



SPACE THAT WILL MOVE YOU

Whether your need is to transport a group of people from point A to point B or to show your family a new part of the country, the Toyota Coaster boasts imaginative space, comfort and safety for any reason.



THE SCIENCE OF COMFORT IN MOTION

The Toyota Coaster makes short and long distance trips effortless with its generous headroom, ample space between seats and welcoming legroom for passengers. All Coaster models are fitted with standard air-conditioning and heating for an enjoyable trip experience.



1. Large roof vents supply ample air for ventilation, both natural and fan assisted.
2. Wide front air intake vents help keep the air circulating inside the Coaster.
3. The large, comfortable seats have single legs for increased foot room.
4. The easy to use control panels regulate both the heater and air conditioning.
5. Adjustable cool air registers provides passengers with adequate airflow, as and when they wish.
6. Front and rear heaters keep passengers warm during cold climates.

BIGGER IS NOW BETTER

Superior driving control comes standard and with safety at its core, the Toyota Coaster is as easy to drive as a passenger vehicle. The array of user-friendly features puts the driver in control whilst the extensive windshield offers unobstructed views. Entertainment comes in the form of a 4-speaker MP3 compatible CD system that delivers crisp sound throughout the cabin. To minimise driver fatigue during long trips, the Coaster comes with power steering.



Large instrument panel helps with visibility and speed monitoring.



FM/AM Radio with CD player.






WHEN TECHNOLOGY AND PERFORMANCE COME TOGETHER

Utilising advanced Toyota technology, the Coaster impresses from body finishing to all-round performance and most importantly, safety.

The Coaster is about performance for the long run and whatever your destination, the gutsy 4.0 diesel engine will get you there. Pushing out 96kW and 285Nm, the Coaster has the power to go the distance.





The body is aerodynamically efficient, which reduces drag and fuel consumption.



Despite the Coaster's generous size, a small turning radius makes it easy to maneuver in tight spaces.




All four wheels of the Coaster feature large brake boosters that provide smooth, ample braking power with light effort from the pedal.



Maintenance checks are easy, just lift the hatch between the front seats.



Extensive use of galvanised steel and deep, multi-layer paint coating protects the body from natural elements.



NO COMPROMISE ON SAFETY

The Coaster was designed with passengers in mind so no effort is spared when it comes to this functionality. To ensure the safety of all passengers on board, each seat is fitted with a 3-point seat belt with Emergency Locking Retractor. Other safety features include Anti-Lock Braking System and dashboard warning lights.



The extra large front wipers clear a large area of the front windshield with each swipe.




The brake lights are designed to be easy for following drivers' visibility.



The larger driver safety window makes it simple for spotting obstacles before an incident occurs

Exterior colours



White (058)



White / Lavender (2DT)



White / Turquoise (2HL)



White / Beige (2JP)

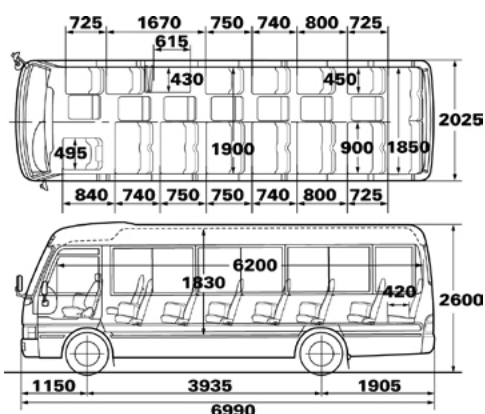


Lavender Blue / White (2KA)



Yellow (541)

Dimensions



Specifications

Model Info	Coaster
Description	Coaster
Model Grade	Standard
Model code	HZB70R-ZGMNS (A2)
Seating capacity	30
Body type	Bus

Engine and Drivetrain		
Engine code		1HZ
Number of cylinders and arrangement		6 - In Line
Fuel system		Distributor Type
Engine	Displacement (cm³)	6 - In Line
	Capacity (litre)	4164
	Bore x Stroke (mm)	94.0 x 100.0
	Compression ratio	22.4 : 1
Maximum power (kW (HP) @ r/min)		96 (SAE-NET) @ 3800
Maximum torque (Nm @ r/min)		285 (SAE-NET) @ 2200
Transmission		Manual
Gear ratio	1st	4.535
	2nd	2.858
	3rd	1.600
	4th	1.000
	5th	0.744
	Reverse	5.043
Final drive gear ratio		5.625
Rear differential lock		5,625
Suspension	Front	Double Wishbone
	Rear	Leaf Spring, Rigid
Brakes	Front	Ventilated Disc Two Leading Drum
	Rear	Dual Two Leading Drum
Stabilizer system - Standard front and rear		✓

Dimensions and Capacities	
Overall vehicle length (mm)	6990
Overall vehicle width (mm)	2275
Overall vehicle height (mm)	2635
Wheelbase (mm)	3935
Front overhang (mm)	1150
Rear overhang (mm)	1905
Approach angle (°)	-
Departure angle (°)	-
Front Tread (mm)	1690
Minimum ground clearance (mm)	180
Minimum turning circle (tyres, m)	6.5
Fuel tank size (L)	95 L
Gross vehicle weight (kg)	5670

STANDARD GRADE

Interior:

Air conditioner (manual)
Radio AM/FM, MP3, CD
4 speakers (2 front, 2 rear)
Power door lock (front + back)
Sun visors for driver and passenger
Green laminated windshield glass
Passengers seats, high pack, fabric
Front and rear (2x) cooler and heater system
Seating capacity: total of 30 seats, 8 rows
Floor mat, driver side

Exterior:

Luggage back door
Painted rear bumper
Centre and rear side doors
Headlamp 2-bulb halogen
Mud guards (front and rear)

Safety:

ABS - Anti-lock Braking System
Driver airbag (SRS)
Fire extinguisher
Anti-Theft system immobilizer
Seatbelts on all seats
Front disc brakes, rear drum brakes
Impact absorbing steering wheel
High mount stop light

Technical:

Steel wheels
Tyre dimensions 215/70 R17.5-Y H
Spare tire
Rear differential lock
High altitude compensator
Snorkel for cool air intake with pre-cleaner
Power steering





TOYOTA TANZANIA

FOR MORE INFORMATION ABOUT NEW TOYOTA VEHICLES, TEST DRIVES, AND QUOTATIONS, PLEASE CONTACT TOYOTA TANZANIA.

CONTACT INFORMATION

Sales Email: Sales@toyota.co.tz

After Sales Email: Aftersales@toyota.co.tz

Value+ Email: Valueplus@toyota.co.tz

Customer Care Email: Customer-relations@toyota.co.tz

Toll-free Number: 0800 750 257

FOLLOW US ON



@toyota.tanzania



@toyota.tanzania



@toyotaTanzania



www.toyota.co.tz